



Empire Quilters Block of the Month, March, 2022 **SPLIT PARQUET**

This block can be made from a variety of $2\frac{1}{2}$ " x $10\frac{1}{2}$ " scraps, such as pieces of left-over binding. Cut 10 strips $2\frac{1}{2}$ " x $10\frac{1}{2}$ ". 5 strips of different colors and 5 strips of white or off white.


- Sew the strips together into two $10\frac{1}{2}$ " striped blocks by alternating the white and colored strips. One block has 3 colored strips and the other has 2 colored strips.



- With the stripes in a vertical position, cut the blocks on the diagonal from the bottom right to the top left. Cut both blocks this way, otherwise it will not go together in this design.



- Rotate the 4 triangles made from the striped blocks into the final design. Sew together. There is **ONLY ONE SEAM THAT NEEDS MATCHING**.



- The completed block measures $13\frac{1}{2}$ " x $13\frac{1}{2}$ ".

Want more than one block at a time? A jelly roll sorted 20 dark and 20 light can be strip pieced into 8 WOF striped strips. Each WOF strip can be cut into four striped $10\frac{1}{2}$ " blocks, making 32 blocks to cut diagonally becoming 16 split parquet blocks. No white or off white needed.