

Old Chelsea Station, PO Box 1293, New York, NY 10113, WWW.EMPIREQUILTERS.NET

**NEXT MEETING:**

Saturday,  
November 10, 2007

**BOARD MEETING:**

11:00A.M - 12:00P.M.

**GENERAL**

**MEETING:** 1:00P.M.

- 5:00P.M.

Guest Fee: \$10.00

Seniors: \$5.00

**PROGRAM:** Portrait  
Quilts with Marilyn  
Belford

**WORKSHOP:**

Dealing with Faces  
with Marilyn Belford

**VENDOR:** Fiber  
Notion

**Q.O.M.:** Jane  
Broaddus

**THIS MONTH'S  
HIGHLIGHTS:**

Reminder - By-Laws  
Revisions and  
Budget will be voted  
on by membership.

**FIRST CLASS MAIL**

**DATED MATERIAL**  
**Please Deliver Immediately**



**PORTRAIT QUILTS**

We are very excited to welcome Marilyn Belford to Empire Quilters. Marilyn is one of the foremost experts in portrait quilting. Her award-winning quilt, Rundy is pictured here. It has won awards at the International Quit Festival (Houston), the National Quilting Association show (Columbus, Ohio), the American Quilting Society show (Paducah, Kentucky), the Quilters Heritage Celebration (Lancaster, Pennsylvania) and others.

In her quilting Marilyn draws on both her artistic training in New York City and the rich lore of her Jewish heritage to create her colorful work. "My love of fabric is

an extension of my love of color, texture, and shapes," she says. Marilyn will talk to the guild about creating portrait quilts. You do not need to be an artist accomplished with paints. The process of creating a fabric portrait requires no paint at all. The realistic effect is achieved strictly with fabric, repositionable fusible web and thread painting.

For more information about Marilyn Belford and her newest book "Portraits for Fabric Lovers", visit her website: [www.marilynbelford.com](http://www.marilynbelford.com). Note that Marilyn will be conducting a full-day workshop on Sunday, November 11, 2007.

## NOVEMBER WORKSHOP

### Dealing with Faces

**Date: Sunday, November 11, 2007**

**Time: 9:30 am – 4:00 pm**

**Instructor: Marilyn Belford**

**Location: 343 8th Avenue, at 27th Street,  
New York City**

**Cost: \$60 (includes kit)**

**Sign up: Send your check made out to Empire**

**Quilters to Mary Butler. Call Mary at 212-662-7771 if you are interested. Her address is in the directory.**

Working from Marilyn Belford's drawings, you will be guided through the transference of design, applying fabric, and free-motion machine embroidery for embellishment of portraits. Students will produce samples that will enable you to make your own realistic fabric portraits at home. You can select which features to work on — a smile, eyes, glasses, hair, etc.. **Student level for this workshop is Intermediate to Advanced**

Bring a sewing machine with Zig Zag and "feed-dogs down" capability. A workshop kit includes a variety of facial features ready for transference. (The kit is included with the workshop fee.) The kit has a copy of the original photograph, a photograph of the completed face, a posterized image, and a line drawing on paper. An image of the face with fabric arranged (ready for thread painting) printed on muslin is also included.

For more information about Marilyn Belford, visit her website: [www.marilynbelford.com](http://www.marilynbelford.com). Note that Marilyn

will be the featured speaker at our monthly guild meeting on Saturday, November 10, 2007. You won't want to miss this presentation!

## WORKSHOP

### SUPPLIES:

Piece of foam core board 11" x 14"

Tracing paper pad 11" x 14" and/or 1 yard of lightweight clear vinyl (can be found at

Joann's, in the upholstery department)

1 or 2 pieces of unbleached muslin at least 11" x 14"

Steam-A-Seam 2 Lite™ (one package)

1 ultra-fine-line

Sharpie™ marker

Paper scissors (not your favorite) for cutting fusible web and paper

Fabric scissor (also not your favorite)

Tweezers (optional but recommended)

Assorted threads with matching bobbins \* **See notes on threads below**

Basic sewing supplies (needles, pins)

Some assorted fabric to practice "thread

painting" — solids, large flower prints, large geometrics ...

Assorted fabric (small amounts) for hair and skin, with values from dark to light.

Monofilament invisible thread; both clear and smoke. (Get a good brand. Life is much easier. Monofilament thread can be tricky to work with.)

Sewing machine with feed-dog down capability

Free-motion sewing foot and an open-toed appliqué foot

### **FABRIC FOR PORTRAITS:**

You will need lots of assorted fabric pieces, skin tones and prints that read as solid from a few feet away. Light mauves, light olives for shadows. Batiks that shift colors are good, as well as marbelized fabric, and fossil ferns. Note the various textures and tones. There's a lot of fussy cutting. Using fabric that shifts from natural skin tone to an olive hue is good for shading in such areas as under the eye.

### **FABRIC FOR HAIR:**

Fabrics good for hair include cat fur. The first time I used cat fur I had to close my eyes before I could cut the cute kitty cat into smithereens. Patterns of wood grain are marvelous, as are marbelized swirls.

### **\* NOTES ON THREADS:**

The vast selection of thread types and sizes include cotton, rayon, polyester, silk, monofilament and metallic. Choose thread to serve specific purposes. Polyester, for example, retains its round shape at all times; whereas cotton, rayon and silk tend to lie flatten on the fabric. I would choose the latter for shading and the polyester for distinctive outlining, as it will be more raised.

Thread size is also important. The standard for regular sewing is usually 40 wt, or 50 wt. Machine embroidery uses 60 wt and 50 wt. Heavy-duty sewing uses 30. You can see the size shown as 50/2. The top number is the size; the bottom is the ply (the number of filaments wound together). The larger the size number the finer the thread. For shading, I like to use number 60 (fine). With finer thread, I can go over the same area with a second color (creating a blend) without adding bulk or stiffness.

However, color choice is my prime consideration. If I cannot find the exact color I want in the finer thread, I will use any weight thread with the desired color. Just adjust the stitches accordingly. Try to match the colors loosely to the tones in the fabric you selected for the skin, hair, eyes and mouth. You might also want some colors that may be used to highlight something like light shining on hair (usually a slightly lighter hue than the

original), or a deeper color than the fabric to emphasize a shadow.

## **PRESIDENT'S MESSAGE**

Hello all Empire Quilters. I am always so pleased when we have a good turnout for our monthly meetings, and we had a great turnout for the October meeting and focus groups. There was a lot going on at the meeting. Those who attended got to see the beautiful Big Apple quilt in its finished state. We'll be raffling this quilt as a 2009 Show fundraiser at our April 2008 meeting. Larry Gifford will have raffle ticket packets ready for you at the November meeting. The Saturday before the meeting a number of our members participated in the Quilt Weekend event at American Folk Art Museum. There were over 8 local quilting-related group's participating, and we got to show off the apple quilt to a very appreciative audience.

Also at the Quilt Weekend, Mary Butler displayed the blocks for the Dyckman

Farmhouse Museum quilt and described to many what the project was and how the Guild members participated. A group photo of those who participated was taken at our guild meeting, and when we were asked to participate in some quilting 'how-to' videos being produced for Internet publication by About.com, it seemed to me that this project was a good one to highlight. We'll be sure to tell you when the videos are available.

At the October meeting we launched the work on the quilt that will be the raffle quilt at our 2009 show. A core group has met a number of times and planned a very colorful Dear Jane quilt. The team prepared kits for each of the 169 blocks of the quilt. To our immense delight all 169 blocks have been taken by a member to be worked on. The core team is now focusing on the border triangles. I know that I ask meeting after meeting for volunteers for one thing or another -- I'm very proud of the response we got for this project.

### **REMINDER FOR THE NOVEMBER MEETING**

**We will be voting about Bylaws modifications and the 2007-2008 Budget**

At the October meeting Kitty Squire described the notable changes in our bylaws and provided copies for members to read. These changes have been ratified by the Board of Directors, and now must be voted on by the membership. Further, Kitty told that the 2007-2008 budget is prepared and can be seen in this newsletter. Both the changes to the Bylaws and the 2007-2008 budget now must be ratified by a vote of the membership. These votes will be taken during the business meeting portion at the November meeting, following any discussion that is requested by the membership.

If you need a copy of the revised bylaws and highlights of the changes, or if you have any questions about these changes, please contact Kitty Squire or Jennifer Bigelow.

Have a great October (especially Halloween!) and I look forward to seeing you in November.

**Jennifer**

### **MEMBERSHIP**

Enclosed in this newsletter, you will find our annual membership list. This has been updated to remove all members who have not paid their dues as of the October meeting.

As a reminder, the membership renewal forms and dues are to be given either to the people sitting at the membership desk before the meeting, mailed to the Guild's post office box, or given to Kitty Squire personally. This is the only way that we can make sure that the membership records are complete and accurate.

### **SHARE TABLE**

The October Share Table was a big success, thanks in good part to Nancy Castel. She is a generous donor of some really nice fabric. We would also like to thank all the other generous members who take the time to clean out their stash collection and contribute their partially and unused fabric. The Share Table at the end of the meetings is a friendly feeding frenzy of avid quilters and it's an experience both

Veronique and I enjoy participating in every month. Also, the sale of the fabric scraps makes a nice contribution to the Guild's treasury. Thank you one and all. **Anna and Veronique**

## BY-LAWS REVISION

A committee including Jennifer Bigelow, Mary Butler, Anna Krassy, Gail Lefton, Paula Kenney, Betty Chen, and Kitty Squire; met over the summer to review and revise the current By-Laws. Below is a list of the suggested major changes:

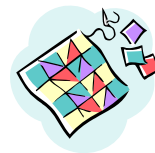
1. Executive Offices as well as Chairs of Standing Committees can be shared except for President and Secretary.
2. Executive Officers can serve no more than 2 consecutive terms, but could be reelected to the same office after a term out of office.
3. Chairs of Standing Committees will serve terms of 2 years, but there will be no limit on the number of terms they can serve.
4. Membership may be revoked for misappropriation of Guild funds and property, misuse of Guild non-profit status.
5. The budget for the current year will be presented to the Board in September for discussion and approval by the Board and Membership in October.
6. All Expenditures over \$50 and under \$500 must be approved by the Finance Committee, consisting of the President, First Vice-President and Treasurer. All non-budgeted expenditures over \$500, must be approved by both the Board of Directors and the membership.

The membership will be voting to approve the By-Law at the November meeting. In order for you to review them, the complete By-Laws are posted on line along with the current By-Laws. If you do not have access to the web, you can contact **Kitty Squire at 718-956-3005** to have them sent to you.

## WELCOMING

Empire Guild welcoming committee had a very good meeting in October. We had ten ladies join our Guild.

They are Lucy Torres, Rita Segarra, Nancy Spatafora, Helene Pachtman, Debby Slavitt, Sara Panto Busby, Karen Griska, Liliane Akyali, Linda Vredenburgh, and Natalie Reeves. We also had many guests. Our guild is growing at each meeting. Thank you ladies and gentlemen for continuing being friendly and helpful to new members. Any questions e-mail [bpile@optonline.net](mailto:bpile@optonline.net) or call **Beth at 631-286-5532**. See you in November. **Beth**



## CHARITY COMMITTEE

Many thanks to all our members who contributed quilts this month:


Marie Annoual - 5 lap quilts, Mary Butler - 2 lap quilts; Anna Krassy - 2 quilts; Ulla-Britta McCarthy - 1 quilt; Diane Paul - 1 quilt; Sandy Syken - 1 quilt; Baby Hats were donated by Diane Collier - 12 hats; Sandy Syken - 11 hats; Fanny D'Avino - 12 hats;

Fabric was donated by Sylvia Zeveloff, Mary Ferry, Marie Annoul and Anna Faustino.



## DECEMBER PROGRAM

We will have available at the November meeting, the patterns for the Christmas Stockings, Teddy Bear pattern and Doll Pattern and the Christmas Cookie Cutter decorations patterns for the stockings, as well as the samples so you can look at them again. Please have all your donations ready for the December meeting so we can get everything out to the shelters in time for Santa Claus. If you have a problem with drawing the face on the Teddy Bear, just bring it to the December meeting, and Denise will paint the face on for you. Please **do not** use buttons on the stockings for safety reasons for the kids. If you are unable to make a stocking or a bear, another option would be donating an inexpensive toy (small enough to fit in the stocking) as a stocking stuffer. Anything you can do is greatly appreciated. See you all in November. **Service Committee – Denise, Pamela and Joan**

<b>BERNINA</b> AUTHORIZED DEALER	FABRIC CLASSES, SUPPLIES KITS
	<b>THE QUILT SHOP</b>
5 PADANARAM RD.-RT. 37 DANBURY, CT 06811 WORTH THE TRIP	GINNY MURPHY TEL: 203-743-0543 wamquilt@aol.com

**Empire members receive a 10% discount.**

## QUILTER OF THE MONTH

At age 16, Jane Broaddus learned how to quilt from her grandmother who taught her the English paper piecing technique. For many years, she made traditional quilts both by hand and machine. In 2005, Lisa Chipetine's

class at The City Quilter opened her to the wide range of expression possible with the non-traditional techniques associated with art quilts. Now the quilt "sandwich" serves as her platform to create images from a variety of materials including paper, beads, threads, found objects, and all types of fabric.

Jane is a member of Studio Art Quilt Associates, Empire Quilters Guild, Quilters of Color Network of New York, Golden Stitches Quilters Guild (Georgia) and International Friendship Quilters. As an artist member of the Rubin Museum of Art in New York City, she participates in an embroidery group called "Auspicious Stitches," whose mission is to create needlework, appliqué and other fiber arts inspired by the RMA collection.

For the past two years, Jane has exhibited her work in the Quilters Alliance of New York trunk show via Mancuso Show Management. She has also exhibited her quilts, soft sculpture animals, and ceramics in

galleries, civic art councils, and Brenau University Collaborative Arts in Georgia. Recently, her works have appeared in Quilting Arts and Quick Quilts Magazines.

Her formal education is in science, culminating in a Ph.D. in forest pathology from North Carolina State University. Now retired, she worked as a Research Plant Pathologist for the USDA Forest Service and as a Professor of Biology for Brenau University.

**Harvey's**  
**"Sew Right Sewing Machines"**  
Serving NY since 1973  
\*\*Now open Sundays from 11-4\*\*

---

**Authorized Sales & Service on:**  
Husqvarna Viking • Bernina  
Baby Lock • Janome  
**And NY's best repairs on all makes!**

**EMPIRE GUILD MEMBERS**  
Save 10% on all non-sale items  
Extra savings on new sewing machines

**223-20 Union Tpke. Bayside, Queens**  
**718-468-5858**  
[info@sewright.com](mailto:info@sewright.com) website [www.sewright.com](http://www.sewright.com)  
\*offer good with current membership

Mendoza, Marjorie  
Moses, Alice Oberstein,  
Hahnah Seminara, Anna  
Snitsyna, and Millie  
Sucov.

## OCTOBER 2007 SHOW & TELL

Thank you to the following members for sharing their work at the recent meeting:

Sara Busby (*Rory's Quilt*), Mary Butler (*Child's Quilt*), Lee Ebs (*3 Apple Quilts*), Anna Faustino (*Global Warming*), Joan Goodsell (*A Tale of Two Kitties*), Karen Griska (*Playing with Dolls*), Karen Monath (*Dakota's Baby Quilt, Stars, and Butterfly* work in progress), Alice Palmer (*Hydrangea*), Constance Phillips (*Two Jackets*), Sonia Rieber (*Fabric Pins*), Sandra Samaniego (*Meltdown, God's Eye, and The Long and Winding Road*), and Anna Sinitsyna (*Japanese Diamonds*).

If you missed the meeting, look for pictures of these items on the guild website. And be sure to bring your Show & Tell items to the November Meeting.

## NOVEMBER BIRTHDAYS



Olga Binert, Helen Chin, Marguerite Cordice, Judith Hoffman Corwin, Aleeda Crawley, Gail de Los Santos, Lisa Finney, Natalie Garfinkle, Mila Garro, Marilyn Gipson, Carol Goossens, Janice Jenicek, Doris Johnson, Veronica Kurian, Laurinda Liang, Susan Louis, Vicky



**New York Metro Area's  
Handi-quilter Dealer**

[www.cityquilter.com](http://www.cityquilter.com)

212-807-0390

Tuesday - Friday, 11 to 7  
Saturday, 10 to 6  
Sunday, 11 to 5

# The City Quilter now offers Long Arm Quilting Services

Call, email or visit for a brochure  
Visit our web site for details

## **A QUILTER'S NOTION**

59-08 Woodside Ave ~ Woodside, NY 11377

Phone: 718-424-4691 ~ Fax: 718-424-4692

[www.aquiltersnotion.com](http://www.aquiltersnotion.com) ~ [quilters@aquiltersnotion.com](mailto:quilters@aquiltersnotion.com)

Over 2000 Different Top Quality, Designer, Quilt Shop, 100% Cotton Fabrics.  
Books, Patterns, Quilting & Sewing Notions, Yarns & Needle art Supplies.

### ***Join any of our monthly clubs:***

Mystery Monday	Stash-o-licious Saturday	Strip Club
Log Cabin Fever	Block of The Month	Serger Club
Machine Embroidery Club	Thangles™ Buck a Block Program	

### **Guild Members Receive 10% off All Purchases**

We are conveniently located at the 61st / Woodside stop on the #7 Train and the LIRR  
Just one block walk from the M & Q 32 bus lines, Q18 bus line and 4 blocks from the Q60  
Queens Blvd bus line.

## **CANA LONG ARM MACHINE QUILTING**

With Over 18 Years of Experience & Exceptional Quality... "We Are a Name You Can Trust"

Carrie 516-644-7703

CALL THE SHOP TO MAKE AN APPOINTMENT TO DROP OFF YOUR QUILT TOP AND SPEAK TO CARRIE



# TREASURER'S REPORT

Treasurer's Report  
9/13/2007

<b>Beginning Balance</b>	<b>\$52,057.98</b>	
<b>Guild Income</b>	<b>Month</b>	<b>YTD</b>
Bags, Lanyards & Pins	\$81.00	\$353.00
Interest	\$19.80	\$38.93
Library	\$210.00	\$210.00
Member's Flea Market		\$200.00
Membership	\$1,774.00	\$4,516.00
Newsletter Ads	\$692.50	\$2,010.50
Misc Show Income		\$90.72
Monthly Fundraisers	\$183.00	\$330.00
Share Table	\$141.50	\$167.50
Trips		\$300.00
Ways and Means	\$92.00	\$121.00
Welcoming Committee	\$7.00	\$21.00
Workshops	\$1,675.00	\$2,196.92
	<b>\$4,875.80</b>	<b>\$10,555.57</b>
<b>Guild Expenses</b>	<b>Month</b>	<b>YTD</b>
Bags, Lanyards, Pins		\$89.00
Insurance	\$1,122.00	\$1,301.00
Library	\$35.16	\$35.16
Newsletter Printing	\$332.05	\$332.05
Postage	\$242.29	\$279.25
Postage-Newsletter	\$174.00	\$360.32
Printing/Lamination		\$204.60
Rebates	\$8.00	\$88.00
Rent		\$7,280.00
Speaker	\$450.00	\$725.00
Speaker Expenses	\$552.07	\$552.07
Storage Facility	\$81.00	\$324.00
Trips		\$119.78
Website		\$153.65
Welcoming		\$21.70
Workshops	\$600.00	\$1,100.00
Workshop Expenses	\$527.93	\$527.93
	<b>\$4,124.50</b>	<b>\$13,493.51</b>
<b>Balance as of 10/12/07</b>	<b>\$52,809.28</b>	

# CITY QUILTER'S 10<sup>TH</sup> ANNIVERSARY SHOW

The City Quilter is celebrating their 10th Anniversary with a quilt show! This exciting exhibit will highlight the work of their students. Any quilt started in one of their classes may be considered for this **juried** exhibition.

Applications (with pictures of the finished quilt) **must be submitted by December 1, 2007** — so finish up those great quilts that you started in one of their classes!

The City Quilter has had over 3,500 students to date, and we know that many Empire Quilters are included in that number. This is a fun way to show our appreciation to one of our guild's most generous supporters. We hope many guild members will submit works for the show.

The exhibit will be held **January 15 – March 2, 2008** at The Williams Club in Manhattan who has graciously offered their wall space. Complete details

**the quilt cottage**  
fabrics • yarn • gifts  
414 mamaroneck avenue  
mamaroneck, ny 10543  
(914) 777-1333


hours:  
monday - saturday  
10-6  
www.quiltcottage.net

distinctive collection of cotton fabrics  
unique assortment of ribbons, swiss laces & trims  
colorful, funky yarns  
sewing machine repairs  
quilt finishing & restoration

one block south of Metro North (mamaroneck station)  
special orders  
fabric buyers discount card

directions:  
Hutchinson River Parkway  
Exit 23S or I-95 NYS Thruway  
Exit 18A (Mamaroneck Avenue)  
to Mamaroneck business district.  
1/4 mile from railroad station  
on right-hand side.

(submission rules and entry form) can be found on The City Quilter website: [www.cityquilter.com](http://www.cityquilter.com). For more information, contact The City Quilter: 212-807-0390, or [info@cityquilter.com](mailto:info@cityquilter.com).

	<p><b>Longarm Quilting</b>  <b>Basting Service</b>  <b>Binding - Hand and Machine</b></p>
	<p><b>No Rules</b>          Your Batting - No Problem          Your Thread - No Problem          Top Not Flat - No Problem          Top Not Square - No Problem</p>
<p><b>Little Red Quilt House</b>          (203) 258-9464  <a href="http://www.LRQH.Com">www.LRQH.Com</a></p>	<p><b>Any Quilt</b>  <b>Any Condition</b>  <b>We'll Finish It</b></p>


<p><b>STOVER QUALITY QUILTING</b></p> <p>All over Patterns, In the Ditch, Marked and Stamped Patterns,          plus Combinations</p> <p>All hand guided</p> <p>Backings and Battings also available</p> <p>For free brochure, price list and information, please call          1-800-521-4171 OR 573-377-2303</p> <p>Or write to Stover Quality Quilting, 606 North Ash, Stover, MO          65078</p> <p>e-mail: <a href="mailto:stoverqualityquilting@stovermo.com">stoverqualityquilting@stovermo.com</a>          website: <a href="http://www.stoverquilting.com">www.stoverquilting.com</a></p> <p><b>CELEBRATING over 60 years of Custom Machine Quilting</b></p>

## LIBRARY NEWS



The guild made \$210 at the October book sale, thanks to our members. In addition to the books we had planned to

sell, lots of members donated magazines. Magazines are always big sellers at the meeting, and I saw many members who bought twenty or more magazines. I saw Cindy Russell taking photographs and maybe we will be able to see the shots at the web site.

I want to thank the women who helped run the sale. Tina Barth -- she hauls the books and magazines in one and/or two suitcases from her apartment to F.I.T. and then serves tea when the Library Committee meets at her house. Marilyn Korn, Ann Strauss and Nancy Rabatin were terrific, they all jumped in doing everything needed to make the sale a success. Nancy Rabatin isn't even a library member, but she's a friend and when I asked her to help me, she did.

Book and magazine donations came from members Jennifer Bigelow, Sandra Cain, Sylvia Hughes, Barbara Jackson and Stephanie Sheehan. As always, thanks.

In November, check out a few of the items

that you can borrow from the library -- "Bright Quilts From Down Under"; "Clever Quarters: Quilts From Fat Quarters"; "The Ultimate Sashiko Sourcebook"; Bright & Bold Paper-Pieced Blocks" a Carol Doak book that would make a great focus group as would the Sashiko book. For the art quilters, try "Quilts From Europe", and you can also borrow the two books donated by a guest member who belongs to the Irish Patchwork Society and the three NQA Quilting Quarterly magazines that we have available. Last, look at some of our historical quilt books -- "Gallery of American Quilts, 1849-1988", "Color and Comfort" and "Quilts From Colonial to Contemporary". Just remember that you cannot borrow from the library unless we can see your current Membership card.

See you all in November, **Sylvia Hughes**



## BUDGET

Below is the proposed budget for 2007-2008. The membership will be voting on this at the November meeting. If you have any questions, please contact Kitty Squire at **718-956-3005** or [kesquilts33@msn.com](mailto:kesquilts33@msn.com).

### Income

Interest	\$231.00
Library	\$400.00
Membership	\$10,000.00
Monthly Raffles	\$1500.00
Newsletter Ads	\$3500.00
Programs (deferred)	\$10,000.00
Share Table	\$1000.00
Trips	\$9000.00

Vendor Sales	\$1000.00
Ways & Means	\$1500.00
Workshops	\$5000.00
	\$43131.00

### Expenses

Custodial	\$2200.00
Insurance	\$1300.00
Library	\$500.00
Newsletter Mailing	\$1740.00
Newsletter Printing	\$3600.00
Postage	\$200.00
Printing	\$400.00
Rent	\$7280.00
Speakers	\$3000.00
Speaker Expense	\$2500.00
Storage Facility	\$972.00
Trips	\$9000.00
Ways and Means	\$500.00
Web Site	\$350.00
Welcoming Committee	\$150.00
Workshop Expenses	\$2000.00
Workshop Teachers	\$3000.00

\$38192.00

## FOCUS GROUPS



**T-Shirt Embellishment  
Focus Group**  
(Also sweats, shirts, nighties, etc.)

**Date: Saturday, November 10, 2007**

**Time: 10:30 am**

**Group Leader: Anna Foss**

**Location: Note special location ...**

**Fashion Institute of Technology (F.I.T.), Great Hall of the Marvin Feldman Center. The entrance is on 28th Street, just west of Seventh Avenue.**

**Open To: All guild members.**

Tee Shirt Focus Group Update: "In October, Janet Randolph regaled us with a collection of embellished handbags and totes and then surprised us with instructions and baggies to make a take along supply tote from our favorite placemats. In November, Helene Pachtman has offered to show us some bead embellishment that we can use along with teaching how to do the Peyote stitch. She'll be bringing supplies; but it will be helpful if you can bring your own if you have them: beads, beading needles, a hand towel (bathroom type so the beads don't roll everywhere), something you might want to embellish or a piece of fabric."



### **The Ongoing Vest**

**Dates: Saturdays of the monthly meeting**

**Time: 10:00 am**

**Group Leader: Constance Phillips**

**Location: Note special location ... (F.I.T.), Great Hall on 28th Street, just west of Seventh Avenue.**

**Open To: Guild members who signed up at the June 2007 meeting.**

Members worked through the summer to make the basic muslin underbody of the vest which will be covered over in individually wonderful ways.

Supply List: Supply lists were emailed to those who signed up at the June 2007 Meeting.



### **Charity Quilt Demonstration and**

**Workshop**

**Date: Saturday, November 10, 2007**

**Time: 11:00 am**

**Group Leader: Marilyn Korn**

**Location: Note special location ... Fashion Institute of Technology (F.I.T.), Great Hall of the Marvin Feldman Center. The entrance is on 28th Street, just west of Seventh Avenue.**

**Open To: All guild members.**

Learn a quick and easy way to make a charity quilt.

Group leader Marilyn Korn has assembled several kits complete with fabric and pattern for you to take home

and make your quilt. She will provide a demonstration and answer any questions you might have. The assembled kits and sketch will save you lots of time in completing your quilt. Please note that kits will be given out on a first-come, first-serve basis.

However, if you do not acquire a kit, the demonstration will inspire you to cut up your own left over fabric to run up your charity quilt. Remember, Charity Day is Saturday, March 8, 2008 — let's make lots of tops and beat last year's total of 120 quilts!



### **English**

**Paper Piecing**

**Date: Saturday,**

**November 10, 2007**

**Time: After the**

**general meeting**

**(approx 4:00 – 4:45**

**pm)**

**Group Leader: Betty**

**Chen**

**Location: Note special location ... Fashion Institute of Technology (F.I.T.), Great Hall of the Marvin Feldman Center. The entrance is on 28th Street, just**

west of Seventh Avenue.

**Open To: All guild members.**

Tips on how to make hexagons using English paper-piecing method.

**Supply List:** Pen or mechanical pencil; paper and fabric scissors; needle; fabric scraps; threads (junky one for basting and good coordinating threads for sewing).

The Hexagon Quilt shown was made by guild member Lisette Zilchlinsky.

If you would like to teach a focus group before or after the meetings, contact Anna Faustino.



## DECEMBER PRE-HOLIDAY MEETING

Our December meeting will be filled with activity and joy. As is becoming our custom our December meeting will be a party and a fundraising event for our next show (in March 2009). New this year we will also have a holiday charity segment. We'll have Show and Tell for anyone who brings in items, and – last but not least – we'll relax with food and beverages.

The fundraising activities will include an auction of donated items, the 'fish-bowl' raffle that was so well received at our 2007 Show, a '50 – 50' raffle, in which the winning member receives ½ of the proceeds from that raffle, and a more regular raffle for other donated

items. Some of our 2007 Show vendors have generously donated items for auction or raffle. Additionally, someone is donating theater tickets. More information about specific donations will be available in the next newsletter and on-line as we receive them. If you have something you'd like to donate for the auction or for a raffle prize, please contact Larry Gifford.

At the October meeting, Denise Walsh told you about a special charity project for the holidays. She handed out patterns and fabric for holiday stockings and small bears. See Denise's notes about this part of the program elsewhere in the newsletter.

As we have in the past, the Guild will provide cold drinks for all to have. We ask that members bring 'finger' food to share with your friends at the guild – cut fruits/ vegetables, cheese, snacks, and sweets - - whatever you like.

The Board and I are looking forward to having a wonderful end-of-2007 meeting with you all.



## DYCKMAN FARMHOUSE

### QUILT

On Sunday, October 21, 2007, some of the members who worked on the reproduction quilt for the Dyckman Farmhouse Museum met at the farmhouse to work on the final quilting. The farmhouse was part of the Uptown Treasure's Day tour celebrating various museums and historic landmarks in northern Manhattan.



## SHOWS & EVENTS

### Going West! Quilts and Community

**Dates:** Oct 5, 2007– Jan 21, 2008

**What:** Quilt Exhibit

**Presented By:** The Renwick Gallery of the Smithsonian American Art Museum. The Museum gratefully acknowledges the support of Helen and Peter Bing for this exhibition.

**Location:** The Renwick Gallery, Pennsylvania Ave at 17th Street, NW, Washington DC

**Hours:** 10:00 am – 5:00 pm daily

**Cost:** Free of Charge

**More Information:** Gallery Website:

[www.americanart.si.edu/renwick](http://www.americanart.si.edu/renwick)

Going West! Quilts and Community reveals the essential role that quilts and the making of quilts played in the lives of women on the frontier. The Great Platte River Road was the principal route for America's western expansion as early as the 1830s. Pioneers headed for a new life in the Nebraska Territory packed their wagons with necessities that almost always included quilts. Quilts served an important purpose along the difficult journey, whether used as sturdy domestic bedding along the trail or packed tenderly in the trunk as a tie to all that had been left behind. Independent curator Sandi Fox is the guest curator for the exhibition, which will feature more than 50 quilts.

**Quilts = Art = Quilts**

**Dates:** Nov 4, 2007 – Jan 6, 2008

**What:** 26th Annual Juried Quilt Exhibit

**Presented By:** Schweinfurth

**Memorial Art Center**

**Location:**

**Schweinfurth**

**Memorial Art Center,  
205 Genesee Street,  
Auburn, New York**

**Hours: Tues–Sat:**

**10:00 am – 5:00 pm;**

**Sun: 1:00 – 5:00 pm**

**Cost: \$5.00**

**More Information:**

**Schweinfurth**

**Memorial Art Center**

**Website:**

[www.schweinfurthartcenter.org](http://www.schweinfurthartcenter.org)

This year's exhibition features 93

contemporary quilts by 82 artists from around the country, Canada, Ireland and Japan. The 2007 jurors Liz Axford, Nancy Halpern and Jonathan Holstein

reviewed over 330 quilts by 194 artists. There are many events scheduled surrounding this exhibit. Visit the Art Center's Website for complete information:

[www.schweinfurthartcenter.org](http://www.schweinfurthartcenter.org)

**Fiber Art Quilt Exhibit and Sale**

**Date: Nov 30, Dec 1 & 2; Dec 7-9, and Dec 14-16, 2007**

**What: Quilt Show and Sale**

**Sponsored by: The Nutmeg Quilters Guild of Ridgefield,**

**Connecticut and JT Trading Corporation**

**Location: White Silo Farm & Winery, 32 Rt 37 E., Sherman, Connecticut**

**Hours: Weekends, 11:00 am – 6:00 pm**

**Cost: Free to the Public**

**More Information: White Silo Farm & Winery**

**Website: [www.whitesilowinery.com](http://www.whitesilowinery.com) or the Nutmeg**

**Quilters: [www.nutmegquilters.org](http://www.nutmegquilters.org)**

**Opening reception Saturday, December 1, 2007, 1:00 – 4:00 pm**

**Are you tired of receiving your newsletter late? If so, there is an easy way to resolve this - have it delivered by e-mail and in color! You will receive it as soon as it is available and have the scoop on all of Empire's news early.**

**Please e-mail Kitty Squire at:**

**[Kesquilts33@msn.com](mailto:Kesquilts33@msn.com) with your name and e-mail address to enroll.**

**\*Meetings are the second Saturday of each month.**

**Meeting dates for the 2007-2008 season are:**

**Sat Dec 08, 2007 Holiday Fund Raiser and Charity Gift Gathering**

**Sat Jan 12, 2008 speaker Mark Lipinski of Quilters Home Magazine**

**Sat Feb 09, 2008 speaker Pat Yamin – One Patch Scrap Quilts**

**Sat Mar 08, 2008 Charity Quilting Day**

**Sat Apr 12, 2008 speaker Sharon Pederson – Sensational Sashiko**

**Sat May 10, 2008 speaker Barbara Barber – Cat's Tales and Other Quilts**

**\*Sat Jun 7, 2008 (First Weekend) speaker Lenora Raikin – African Folklore Embroidery**


**BLOCK OF THE MONTH**

There will not be a block of the month for December.

Watch for the next block of the month in the December newsletter.

**REMINDER**

The November meeting will be held in the Great Hall - entrance located on West 28<sup>th</sup> Street, just west of 7<sup>th</sup> Ave.



**HAPPY  
THANKSGIVING**

## NEWSLETTER DEADLINE

The deadline for the December, 2007 newsletter is: **Wednesday, November 14<sup>th</sup>**. Please send information to: Linda Lee Kelly, 950 Oaks Drive, Franklin Square, NY 11010 or e-mail: [LKELLY20@OPTONLINE.NET](mailto:LKELLY20@OPTONLINE.NET)

## WORKSHOP REGISTRATION POLICY

Payment in full for workshops is required by the date of the workshop. Members who cancel up to 7 days prior to the workshop will be refunded in full. If you cancel after that, refunds will be made **only** if a replacement student can be found.

Empire Quilters, Inc. is a non-profit organization founded in 1982 to preserve and promote the tradition, culture, and history of quilt making, and to foster good fellowship among persons interested in the art of quilting in the greater New York area. The guild has a continuing commitment to raising the level of appreciation of quilts among the general public, to using our talents in service to our community, and to the exchanging of our skills, ideas, and visions with one another. NQA chapter 494. Old Chelsea Station, P.O. Box 1293, New York 10113. [www.empirequilters.net](http://www.empirequilters.net)

## BOARD MEETING MINUTES ON WEBSITE

Our board meeting minutes are posted on our website at: [WWW.EMPIREQUILTERS.NET](http://WWW.EMPIREQUILTERS.NET) They can be found on the Committees page of the website and are in PDF. format. A password is required to open the file.

If you've forgotten the password, e-mail [info@empirequilters.net](mailto:info@empirequilters.net). When your membership is verified, the password will be e-mailed to you. Additionally, the minutes can be perused at our meeting; they are to be found at our membership table.

**Gail Lefton, Secretary**

**EMPIRE 25<sup>TH</sup> ANNIVERSARY TOTE BAGS \$20.00, PINS \$5.00 AND LANYARDS \$4.00**

## 2007 - 2008 OFFICERS AND CHAIRS

<b>President:</b>	Jennifer Bigelow	203-323-5138
<b>First Vice Pres:</b>	Paula Kenney	212-982-8043
<b>Second Vice Pres:</b>	Lauren Dieterich	212-674-6174
<b>Treasurer:</b>	Kitty Squire	718-956-3005
<b>Secretary:</b>	Gail Lefton	718-762-5499
<b>Block of the Month:</b>	Anna Krassy	212-242-3253
<b>Bus Trips:</b>	Aleeda Crawley	973-313-0844
<b>By-Laws:</b>	Jennifer Bigelow	203-323-5138
<b>Donations Coord:</b>	Diane Harris	718-445-0482
<b>Focus Groups:</b>	Anna Faustino	201-246-1142
<b>History/Archives:</b>	Anna Foss	718-833-1490
<b>Library:</b>	Sylvia Hughes Tina Barth Marilyn Korn Susan Stauber Ann Strauss	212-665-5036 212-691-3108 212-206-7203 212-782-9512 718-423-2825
<b>MAQNET</b>	Anna Faustino Jennifer Bigelow	201-246-1142 203-323-5138
<b>Membership:</b>	Kitty Squire Jane Broaddus Anita Duncan	718-956-3005 706-864-3040 212-889-2067
<b>Newsletter. Advert.</b>	Betty Chen	718-544-0670
<b>Newsletter Editor:</b>	Linda Lee Kelly	516-352-2268
<b>News. Mailing:</b>	Kitty Squire Susan Louis	718-956-3055 718-658-8352
<b>Nominating:</b>	<i>to be filled</i>	
<b>NQA Coordinator:</b>	Beth Pile	631-286-5532
<b>Programs:</b>	Lee Ebs	212-242-3438
<b>Quilter / Month:</b>	Debra J. Levin	212-832-8575
<b>Raffle:</b>	Nancy Castel Rita Reid Alicia Cruz	212-362-4306 718-829-3544 718-325-8508
<b>Service:</b>	Denise Walsh-Horowitz Pamela Leonard Wexler Joan Hellmann	718-454-1944 212-662-4237 718-229-0017
<b>Share Table:</b>	Veronique Milliez Anna Krassy	718-534-6604 212-242-3253
<b>Show &amp; Tell:</b>	Claire Leffel Carole Hoffman	212-662-4650 914-834-8173
<b>Sunshine:</b>	Beth Pile	631-286-5532
<b>2009 Quilt Show Co-Chairs:</b>	Larry Gifford Paula Kenney Kitty Squire	212-717-0892 212-982-8043 718-956-3005
<b>Ways &amp; Means:</b>	Larry Gifford	212-717-0892
<b>Website:</b>	Cindy Russell	212-414-9201
<b>Welcoming:</b>	Beth Pile	631-286-5532
<b>Workshops:</b>	Mary Butler	212-662-7771