



February 2007 Block of the Month

Hot Hearts 6 inch finished block

To make this block you will need:

- One $4\frac{3}{4}$ " light blue square
(note the unordinary size)
- One $5\frac{1}{2}$ " darker blue square cut twice diagonally to make 4 triangles (Figure 1)

Instructions:

- Sew one triangle to each side of the $4\frac{3}{4}$ " light blue square. This will give you a square within a square (Figure 2)
- Trace the heart on to any type of red fabric with or without a design in the fabric. Center it in the inner square. If you wish to hand appliqué this heart, add a quarter inch seam allowance. Otherwise matching stitch in place using a decorative stitch. Be sure to use a stabilizer underneath.

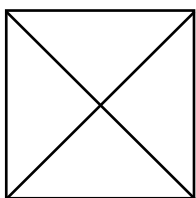


Figure 1

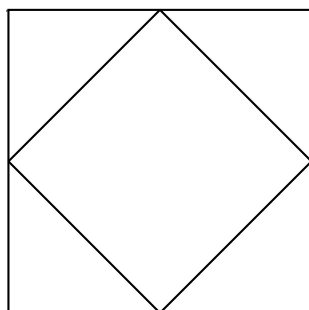



Figure 2



Heart Template