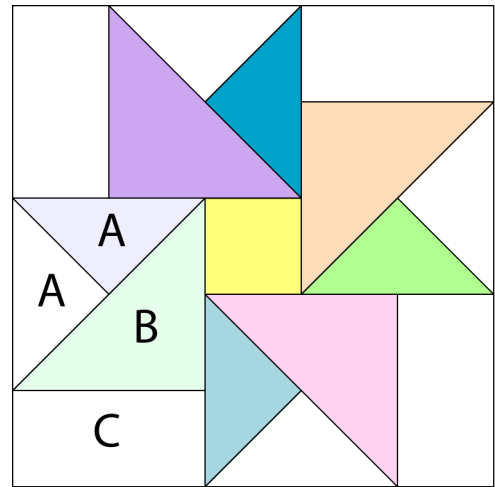


## EMPIRE QUILTERS

### BLOCK OF THE MONTH April, 2006 PINWHEEL STAR

10" finished size (10½" unfinished)



This block comes to us from the *Fons and Porter 2005 Calendar* where it was featured as a single block as well as showing an entire quilt made from the block. Directions are as follows:

You can use either four different colors (as I have) or two different colors if you choose. Please make these pastels and also use a yellow square for the center and white for the background.

The yellow center square is cut 2½" x 2½".

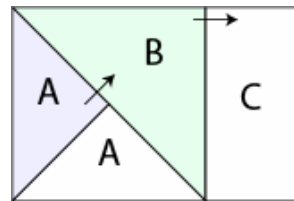
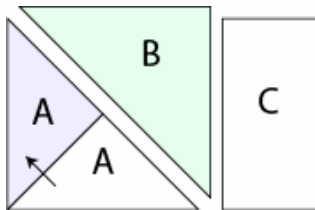
The small **A** colored triangles are made from 5¼" x 5¼" squares cut twice diagonally.

The small white **A** triangles are made the same way – by cutting a 5¼" x 5¼" square twice diagonally.

The large half-square triangles (**B**) are made by cutting a 4-7/8" x 4-7/8" square diagonally.

The white rectangles (**C**) measure 2½" x 4½".

Assemble the block as shown.



*Leila Lieberman*